

## This packet is for personal or classroom use.

Thank you for downloading this packet from Mama's Learning Corner. **I appreciate your honesty** in abiding by my [Terms of Use](#).

### You may not redistribute this printable packet.

You may not reproduce, sell, repackage, or "give" this free printable packet—in whole or in any part— to anyone else in any form or fashion. You may not copy and send it to anyone via email, or any file sharing groups via Facebook, Dropbox, Mediafire, or the like. To share this printable packet with others, please send them directly to [Mama's Learning Corner](#) at [www.mamaslearningcorner.com](http://www.mamaslearningcorner.com)

### Modifying Mama's Learning Corner's Terms of Use.

Lauren Hill has the right to modify these Terms of Use at any time and for any reason. If the Terms of Use are modified, the most current valid Terms of Use will replace all previous Terms of Use. **It is the responsibility of the party downloading printables to know the current Terms of Use**, which can always be found on [Mama's Terms of Use Page](#) at <http://www.mamaslearningcorner.com/why-mamas-learning-corner/terms-of-use/>

### You have permission to:

- Download this packet and save it to your own personal hard drive for continued use. You may print off as many copies as you'd like for your own immediate family or grandchildren. You may print as many copies as needed for your own classroom.
- Share free printables from Mama's Learning Corner ONLY by linking directly to the site and never a .pdf.
- Post pictures of your children using any of my printables as long as you attribute Mama's Learning Corner with the correct name and URL.


### You do NOT have permission to:

- Host my files anywhere other than your own personal computer, including Facebook, Mediafire, Dropbox, the Cloud, or any other file-sharing or hosting service. Files must remain on your own computer. **YOU MAY NOT UPLOAD THEM TO A SITE THAT ALTERS .PDFS** such as Canva or Teacher Pay Teacher's Easel program.
- Sell my files in any way to make a profit, whether the file is in part or in whole. You may not sell my files as part of a package, or any other manner in which you could make a profit from them. These are strictly for personal use.
- **You may not alter or change the worksheets or printables in any way**, including removing the copyright from each page. The copyright and web address of Mama's Learning Corner is to stay intact at all times.
- You may not share this file with anyone. Even if you downloaded it for free, you do not have permission to send it to anyone else via email, instant messaging, Facebook, Dropbox, Mediafire, the Cloud, or any other file-sharing service or program. To tell others about this printable packet, you may only link directly to Mama's Learning Corner at <http://www.mamaslearningcorner.com>.

Thank you for reading through and abiding strictly by the Terms of Use.  
**I am grateful for your honesty.**

-Lauren Hill

*Soli Deo Gloria*



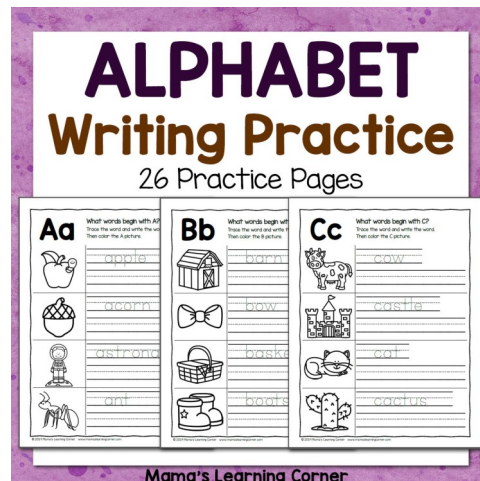

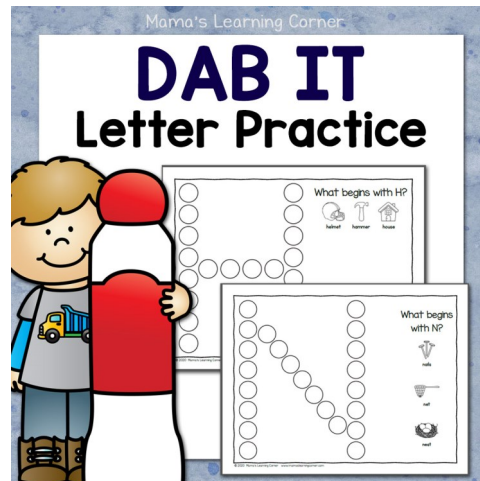

Thank you for downloading this packet! I hope your children will enjoy it!

Please don't hesitate to contact me with concerns, questions, or feedback, as I find each so valuable!

You are welcome to email me: [mama@mamaslearningcorner.com](mailto:mama@mamaslearningcorner.com).

I'll strive to return your email as soon as possible.

## You might also be interested in:



Many thanks to the following clip artists:

All clipart in this packet was purchased by Lauren Hill. The copyrights remain with the artist. Used with permission.





# Download All The Things

You can now download ALL of the paid and free printables at  
Mama's Learning Corner with a **yearly membership**.



Click here to  
learn more!



**All Access Pass Yearly Membership is right for you if:**

- You're a busy mom or teacher who doesn't want to spend a lot of time looking for educational resources to download
- You need an assortment of learning ideas
- Your children or students are at the learning stage of Preschool – 3rd or 4th grade
- You like a variety of worksheet-style learning, as well as hands-on printables for your young learners—**literally 100's of downloads!**

# PRINTING NOTE:



Pages 5-19 contain the Circle Worksheets.

Pages 20-24 contain the circle booklet.

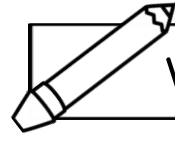
To prepare the circle booklet, simply print all of the pages and cut along the dotted lines to create half-pages.

Help your child determine the order of the pages using the numbers in the top right corner.

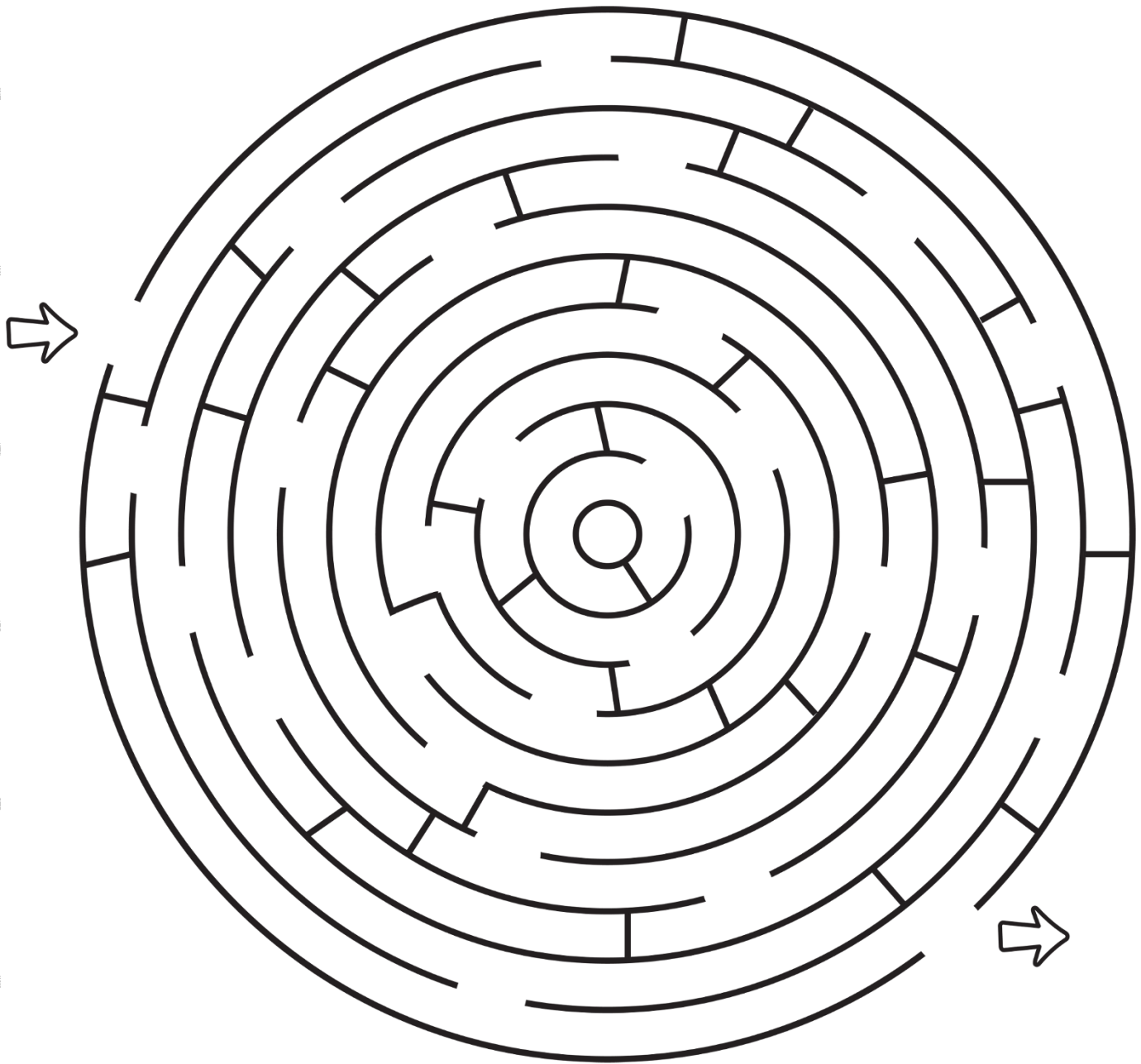
Lastly, staple along the gray lines to form a mini-booklet.



# Circle Maze!



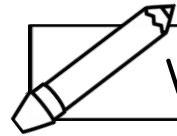
WRITE



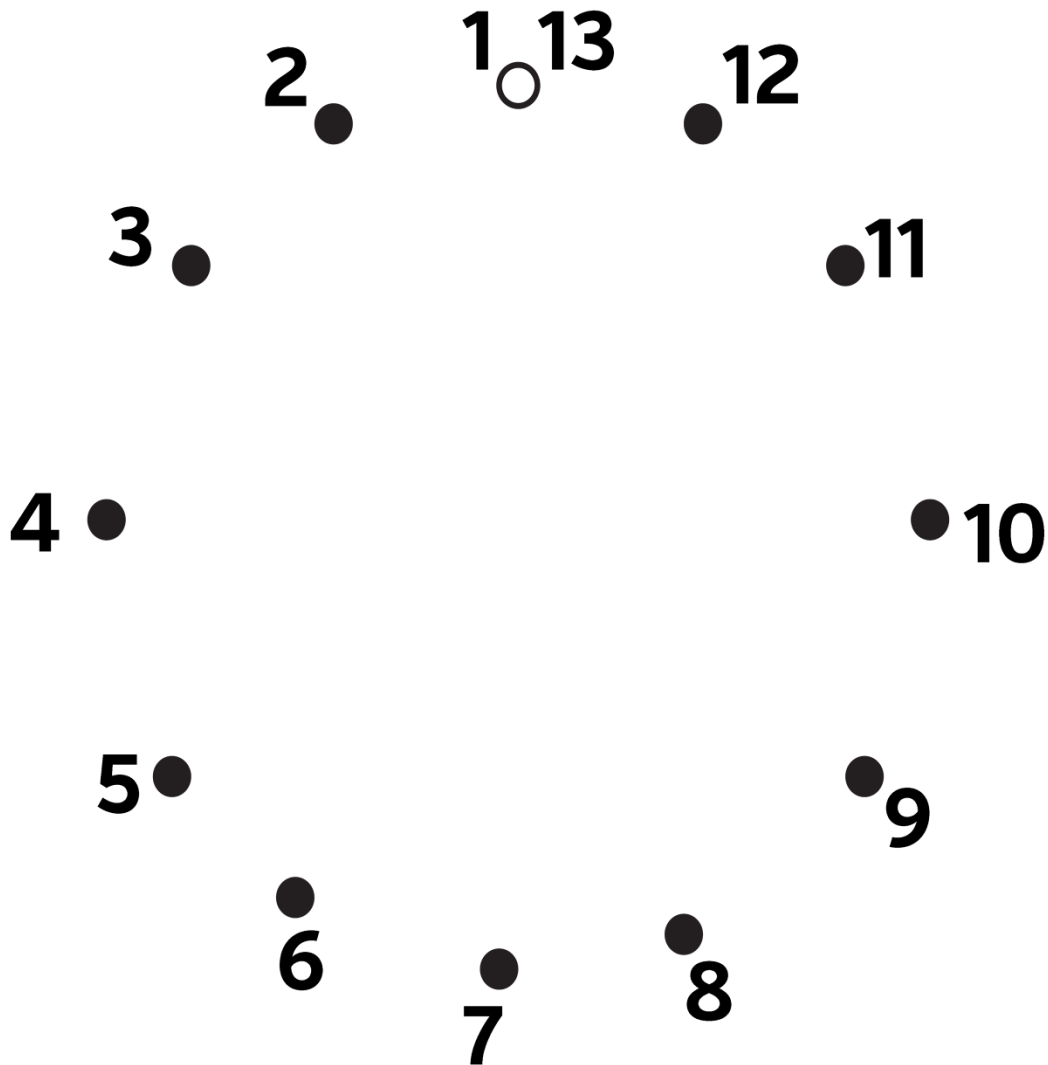
Trace the word. Then write the word yourself.

circle

# Circle Dot-to-Dot




WRITE



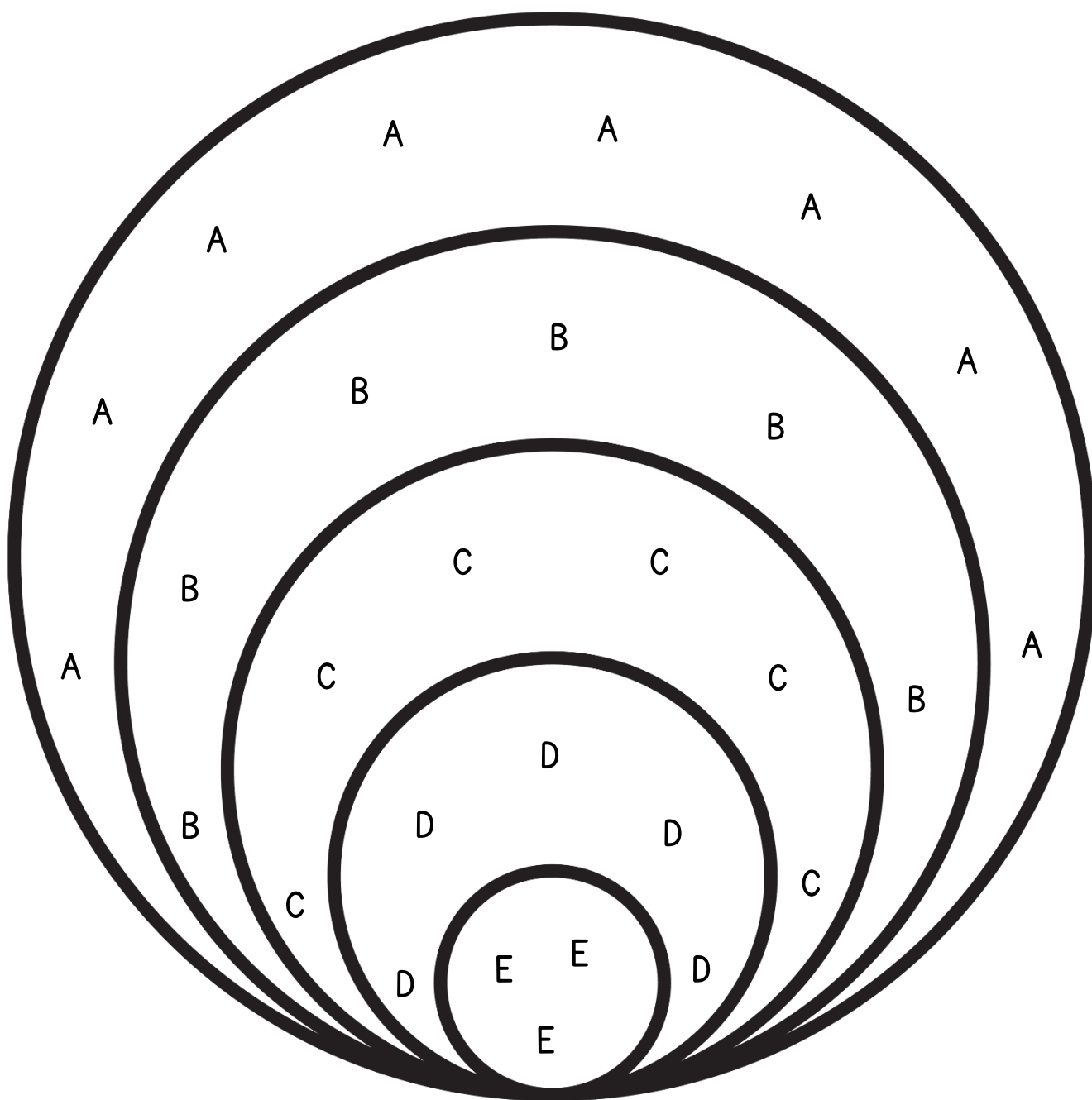
Write in the missing numbers.

1	_____	_____	4	_____
	_____	_____		_____
	_____	_____		_____
6	7	_____	_____	10
		_____	_____	
		_____	_____	

# Color the Circles




COLOR



Use the code to color the circles.


A = 

B = 

C = 


D = 

E = 



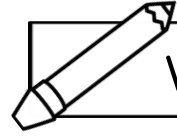
Color each puzzle piece a different color.  
Then have an adult help you cut out each puzzle piece.

Now you have your own circle puzzle!





# I am a Circle




WRITE

I am a circle.

I am round.

I have zero sides.

I have zero corners.




I am a circle.

I am round.

I have \_\_\_\_\_ sides.






I have \_\_\_\_\_ corners.

# Silly Circles!



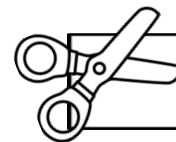
COLOR

Color the silly circles! There is a special circle on the page.  
It is a circle with circles inside! Can you find it?




# Is it a Circle?

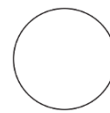
Cut out each picture below. Glue it on the correct side.



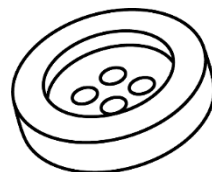
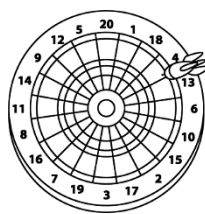



CUT



Not a

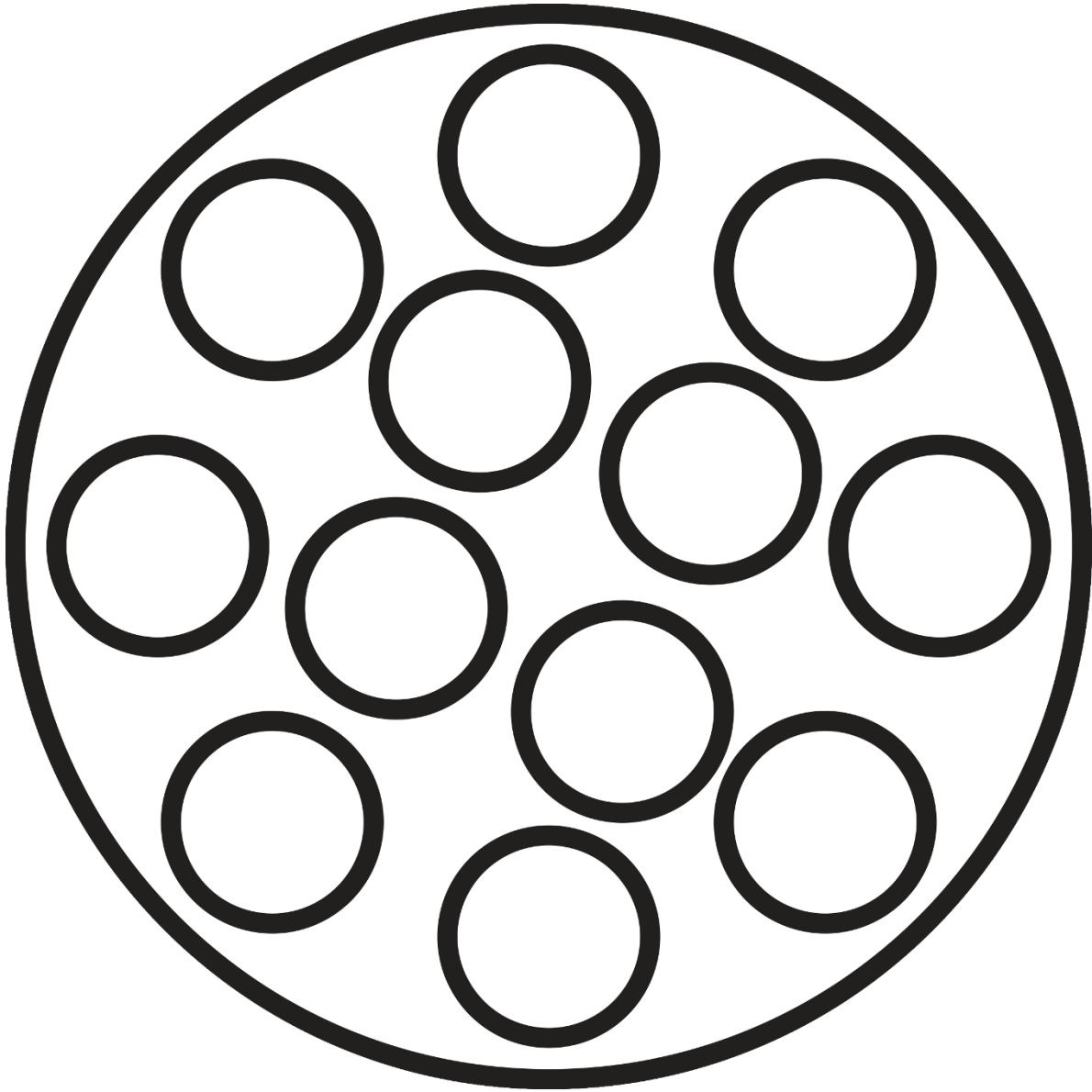
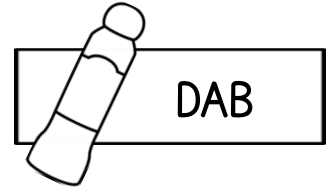


© 2021 Mama's Learning Corner

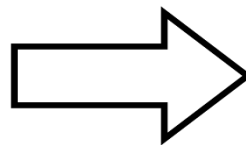


# I am a Circle!

Use a bingo marker to dab each circle inside of the triangle.




How many circles did  
you dab?



Write your answer in the box.



# circle



I am a circle.

I have 0 sides.


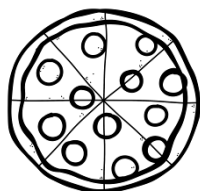


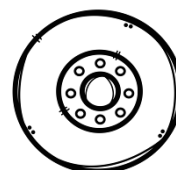

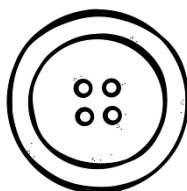

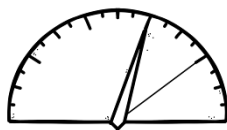
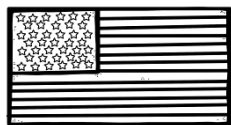
I have 0 corners.

My sides are curved.


# Jill the Giraffe

Jill's spots are circle in shape! What other circles do you see in the picture?

Draw a line from each circle picture to Jill.

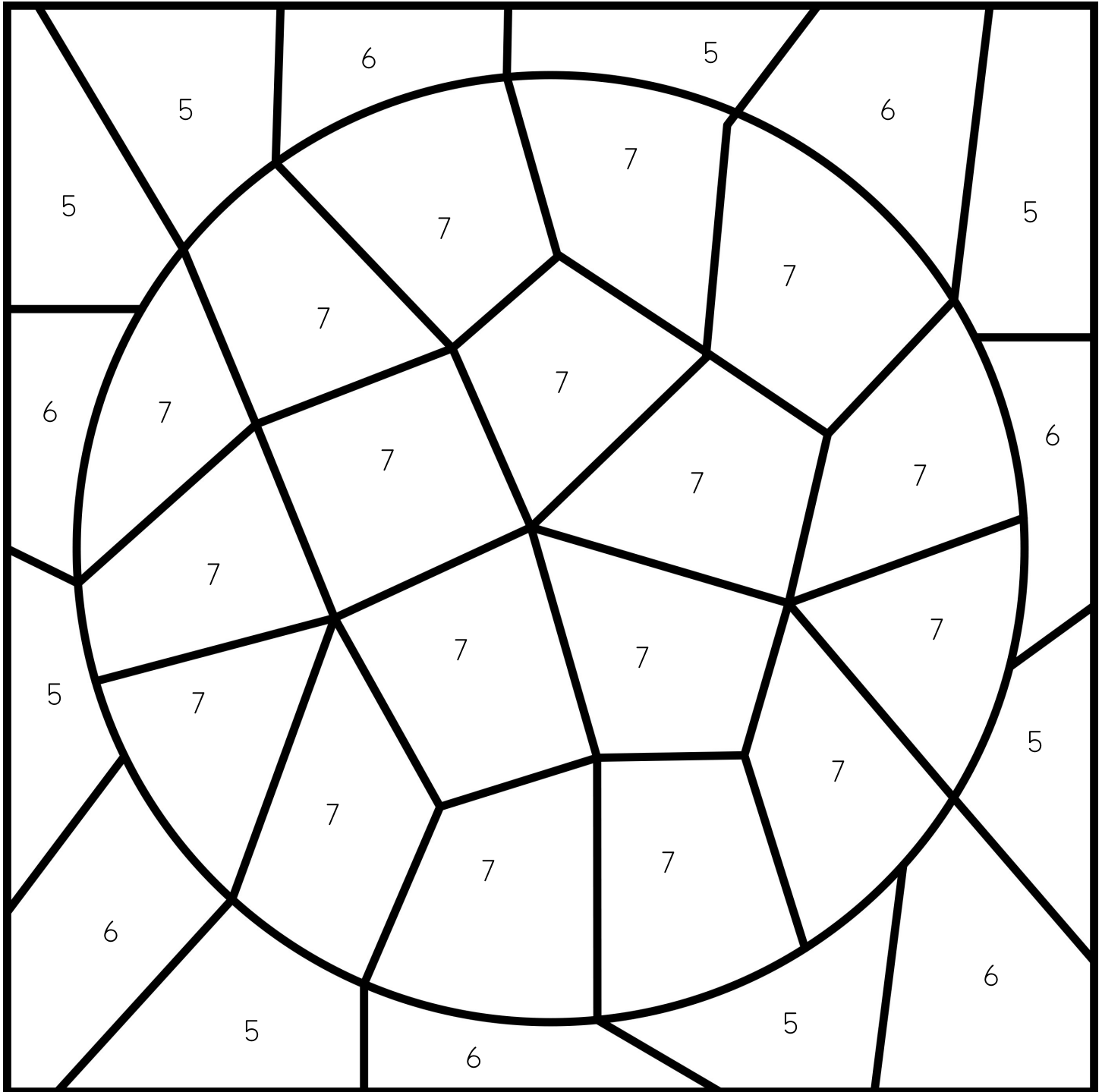


# Color By Number



COLOR

Use the code below to color the picture.




5 = red

6 = blue

7 = green

# How many circles can you find?

Put an X on every circle you find in the picture.



How many circles did you find in the picture? Write your answer here:

---



---

---

---




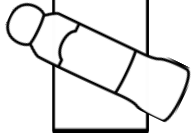
Trace the circles. Then color the fish!



TRACE



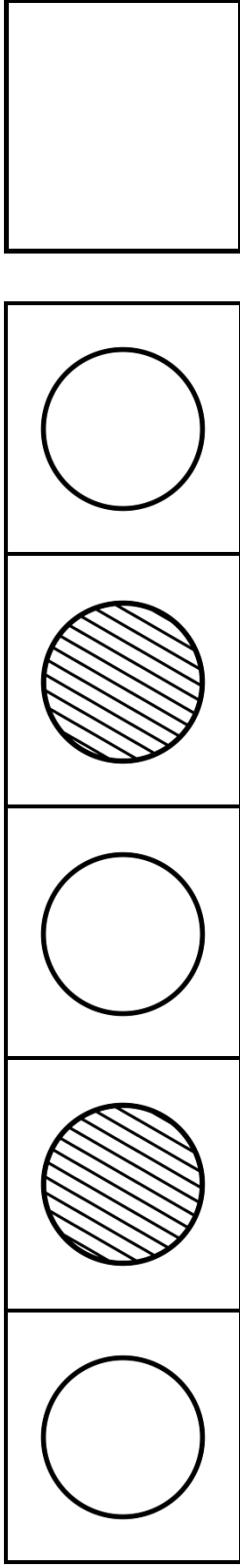
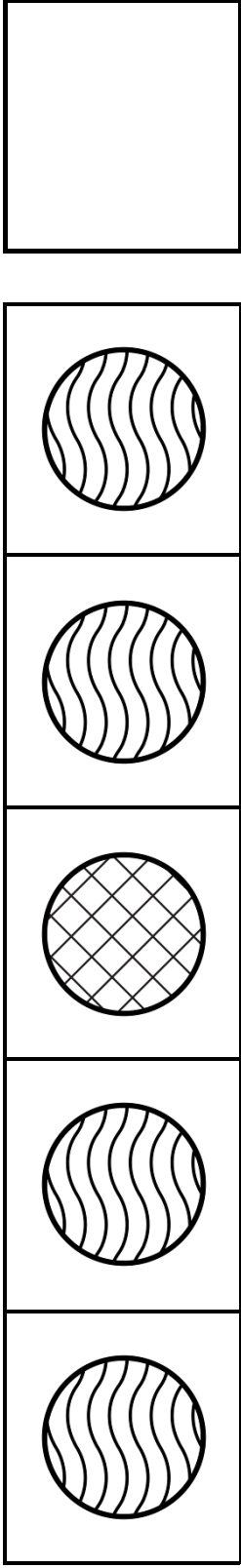
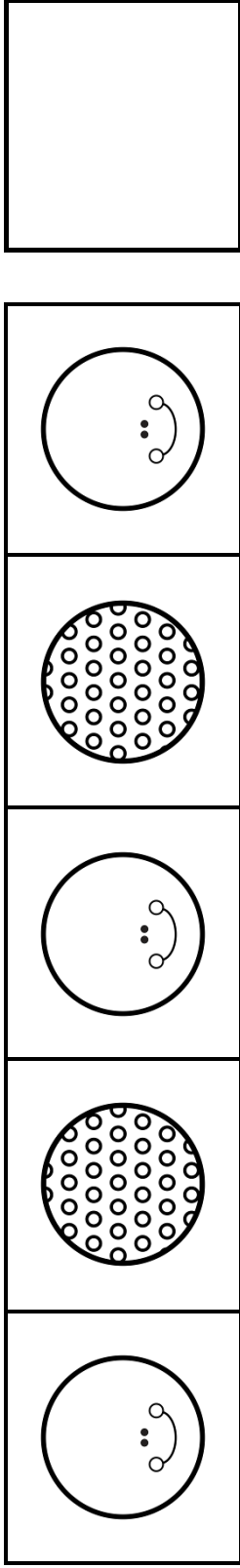
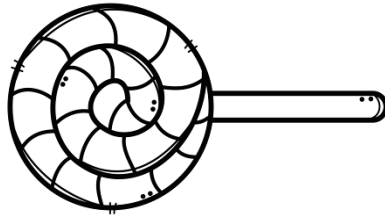
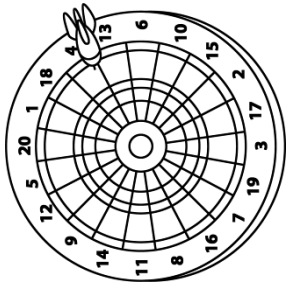

# Where are the circles?

Dab or color each circle you find below!



# Circle Patterns

Cut out the circles. Glue the next circle in the pattern.



© 2021 Mama's Learning Corner


# My Book About Circles!

Created By: \_\_\_\_\_

©2021 Mama's Learning Corner www.mamaslearningcorner.com | Fonts licensed from vLetter (www.schoolhousefonts.com)


---

2



A circle has 0 sides.







A circle has 0 corners.

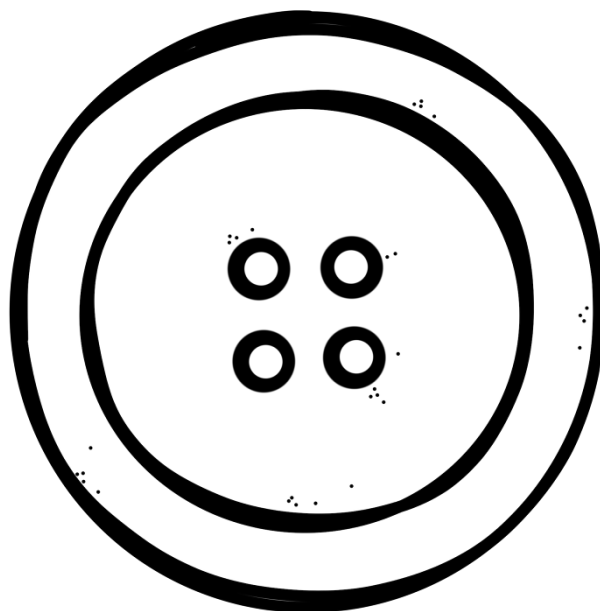
©2021 Mama's Learning Corner www.mamaslearningcorner.com | Fonts licensed from vLetter (www.schoolhousefonts.com)

---



A circle has curvy lines.  
It does not have straight lines.


©2021 Mama's Learning Corner www.mamaslearningcorner.com | Fonts licensed from vLetter (www.schoolhousefonts.com)



I see circles near me!  
My button is a circle.

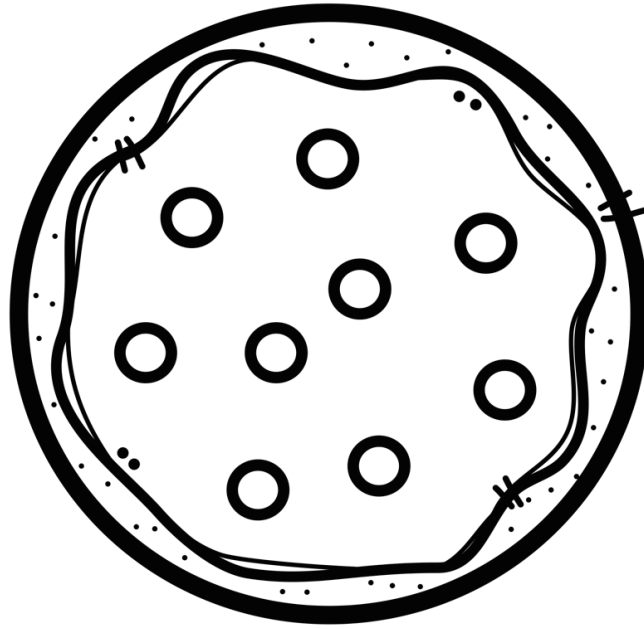
©2021 Mama's Learning Corner www.mamaslearningcorner.com | Fonts licensed from vLetter (www.schoolhousefonts.com)

---



A clock is a circle.


©2021 Mama's Learning Corner www.mamaslearningcorner.com | Fonts licensed from vLetter (www.schoolhousefonts.com)



My cookie is a circle.

©2021 Mama's Learning Corner www.mamaslearningcorner.com | Fonts licensed from vLetter (www.schoolhousefonts.com)

---



A pizza is a circle. Yum!

©2021 Mama's Learning Corner www.mamaslearningcorner.com | Fonts licensed from vLetter (www.schoolhousefonts.com)



# I like to look for circles!

©2021 Mama's Learning Corner www.mamaslearningcorner.com | Fonts licensed from vLetter (www.schoolhousefonts.com)

Draw an X on each circle you find below.

10

